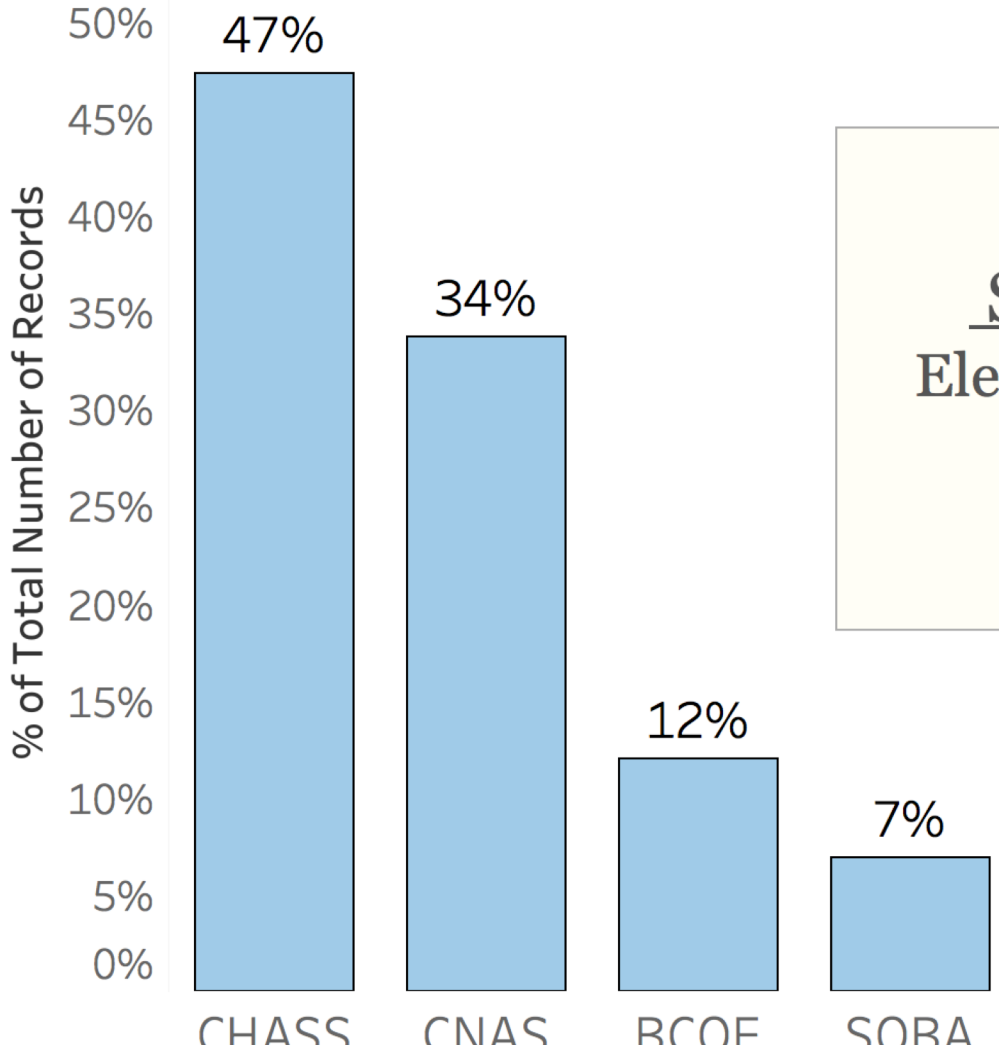




### Academic College



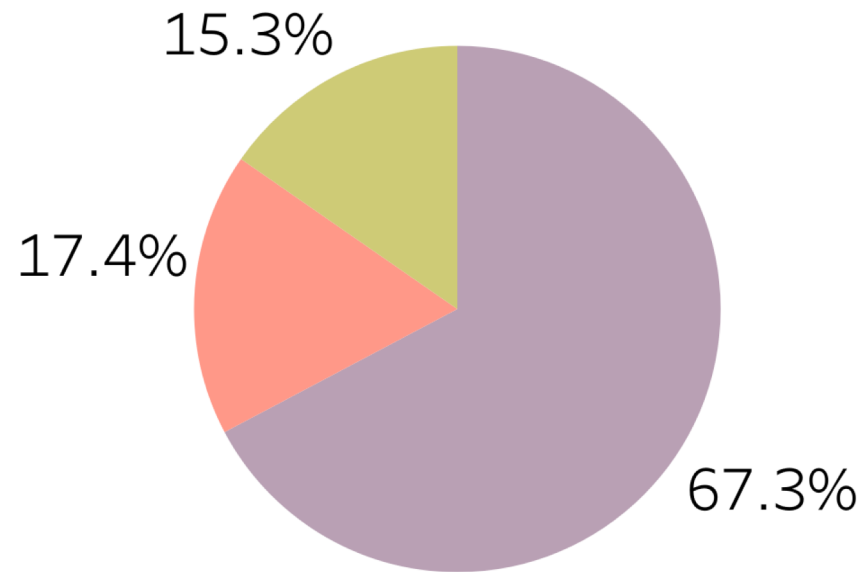
Student Voice Committee  
Elections and R'Gear Survey Results  
*Winter Presentation 2019*  
*N=392, CI=95%*

# ASUCR ELECTIONS SURVEY

## Most students were unaware that we did not meet the 20% voter turn-out rate.

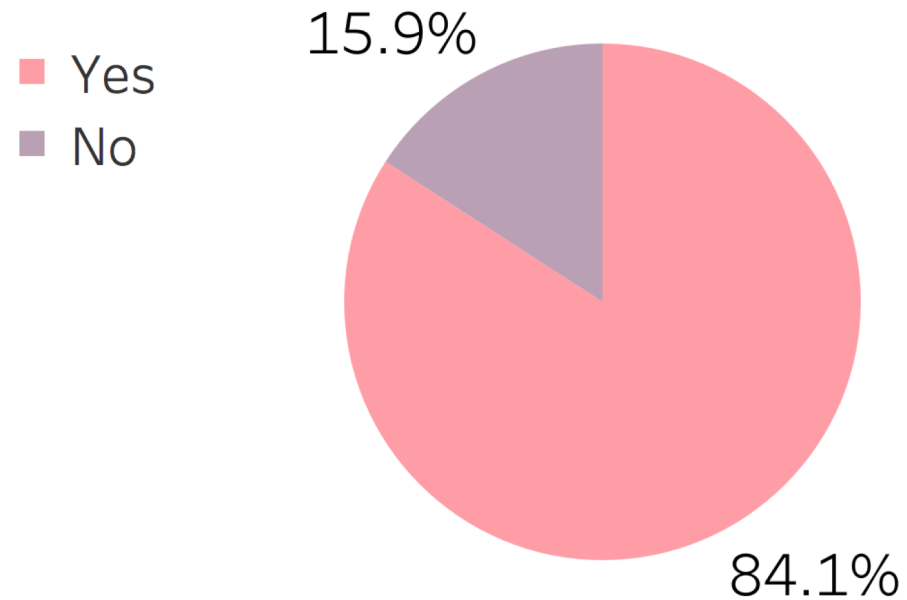
Did you know that the required 20% voter-turn out rate for referendums was not met last year?

- No
- Yes
- N/A



An overwhelming 84% of students believe that their vote makes a difference/impact on campus.

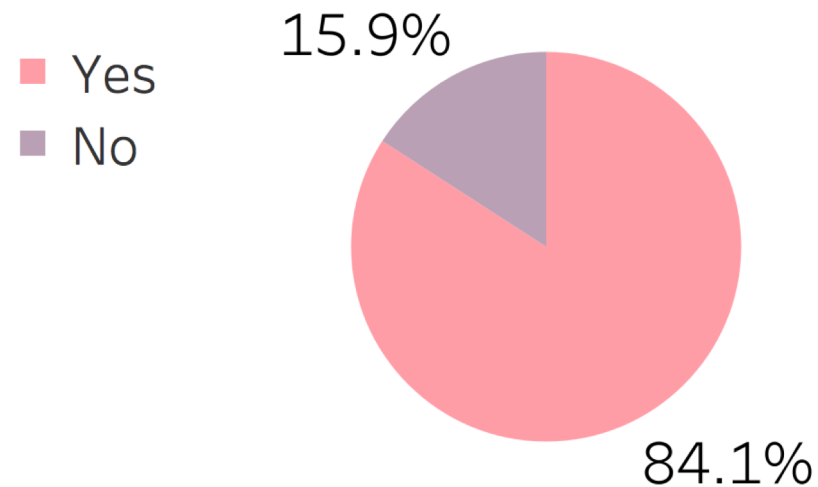
Does Your Vote make a Difference/Impact on Campus?



An overwhelming 84% of students believe that their vote makes a difference/impact on campus.

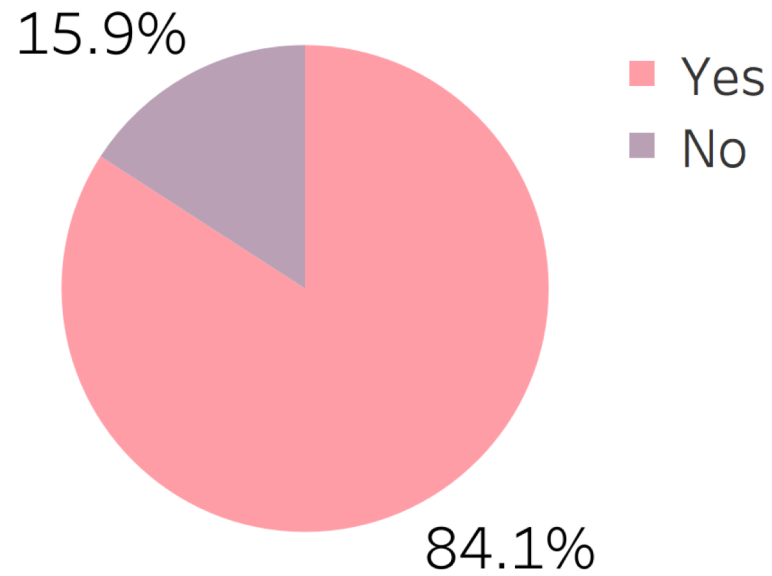
Of the 16% that said no, most students cited not seeing any changes on campus and having a lack of interest in voting.

Does Your Vote make a Difference/Impact on Campus?



# Students seem to positively correlate their vote with making a difference on campus. So why aren't they voting?

Does Your Vote make a Difference/Impact on Campus?



Students chose their top three choices:

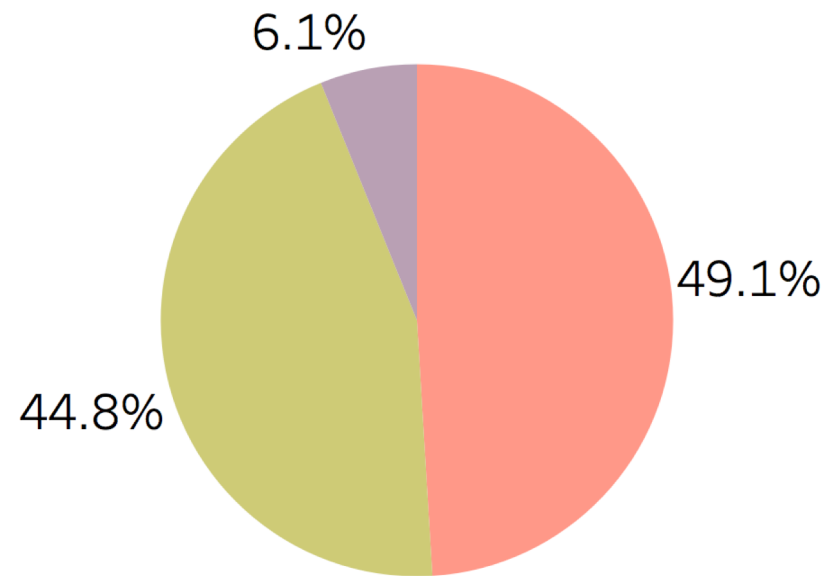
1. More Information on Elections Process
2. More Incentives
3. Voting Location Accessibility

Students' additional choices were:

4. More Diverse Range of Candidates
5. Shorter Voting Lines

Students favored voting electronically at a polling station *slightly* more than having the choice between electronic and paper ballot voting at a polling station.

- Electronic voting at P.S.
- Both
- Paper ballots at P.S.



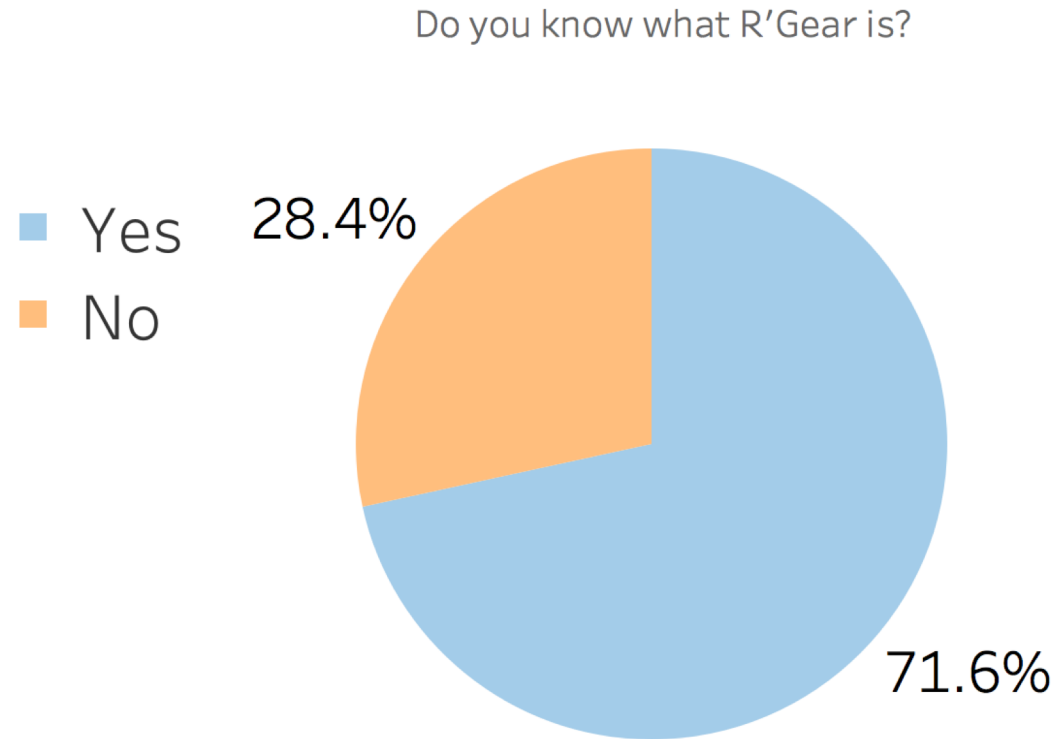


## RECOMMENDATIONS

- Improve distribution of information to students about elections
- Provide more voting incentives to students
- Improve voting location accessibility
- Attract a more diverse range of candidates
- Shorten voting lines (make the process of voting more efficient)
- Use electronic voting at polling locations, use paper ballots as back-up
- Improve visibility of ASUCR and its impact on campus for apathetic voters

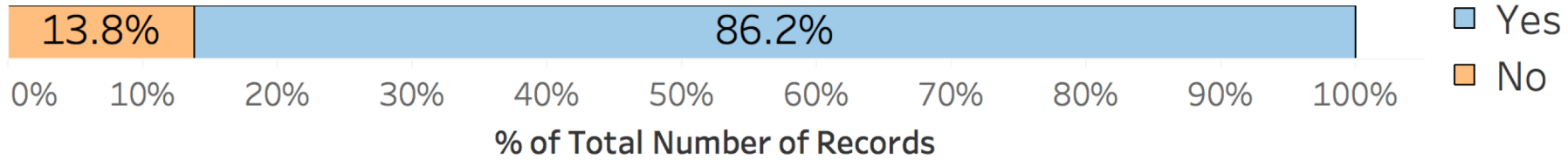
# ASUCR R'GEAR SURVEY

R'Gear is well known on campus. 71.6% of undergraduate students know what R'Gear is.



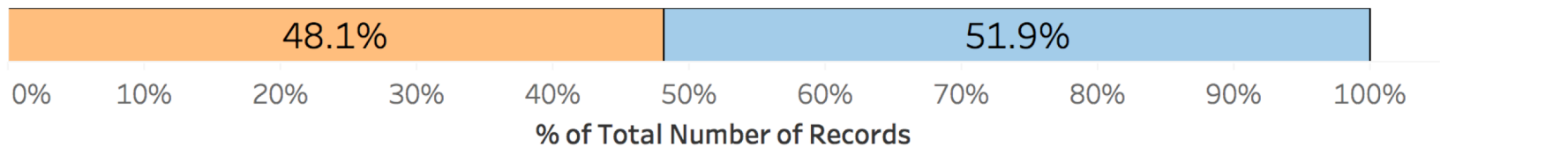
R'Gear is a popular initiative on campus. 86.1% of students support R'Gear.

Do you support R'Gear and want it to continue?



However, when asked if they support spending \$35,000 on R'Gear, 51.9% said yes.

Do you support spending \$35,000 on R'Gear?



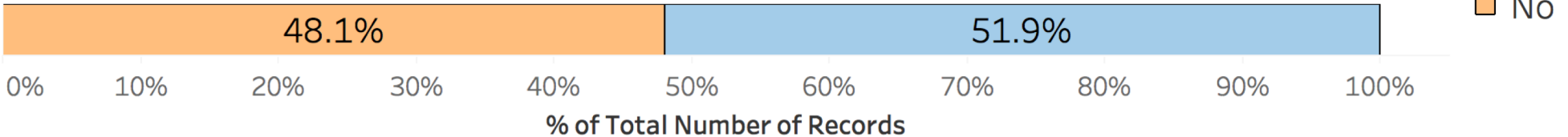
Most students who do not support spending \$35,000 on R'Gear cited reasons similar to:

**"too much money [is] being spent on R'Gear"**

and

**"money could be spent to better the campus hollisitically"**

Do you support spending \$35,000 on R'Gear?

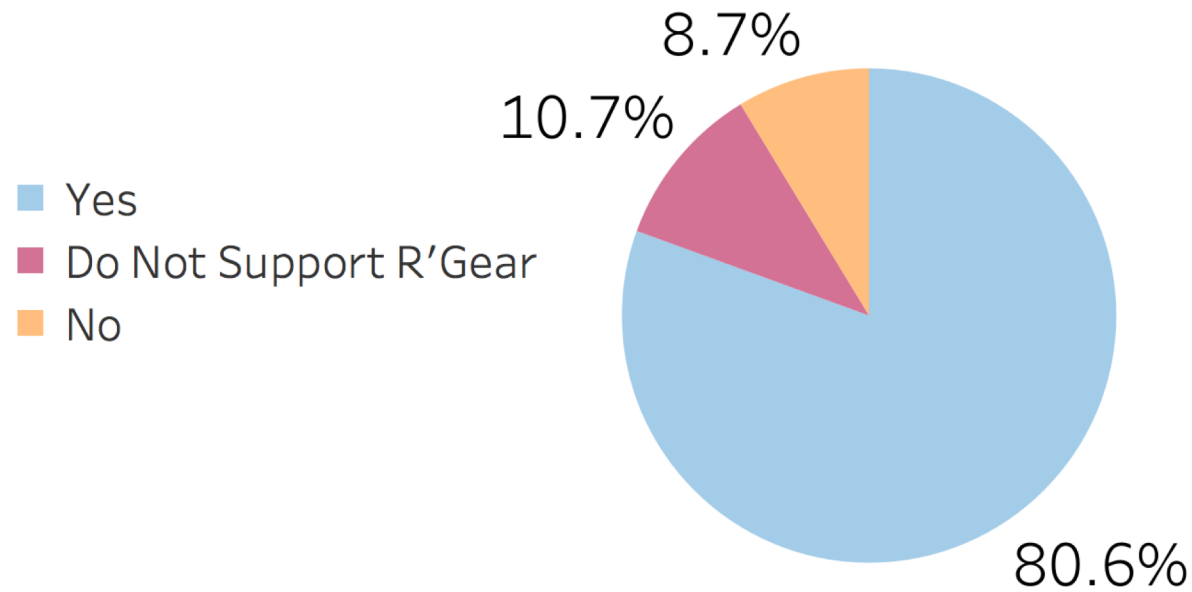


We gave all students a list of options and asked what they would most prefer ASUCR to invest the \$35,000 in.

1. Making Textbooks Cheaper
2. School Supplies (Lab Coats, Professional Wear, Notebooks, etc.)
3. Campus Beautification
4. Prefers R'Gear

# 80.6% of students would prefer the option of picking up their R'Gear from a polling location.

Would you prefer to have the option of being able to pick up your R'Gear from a polling location?



## RECOMMENDATIONS

- Slightly more than half of the student body supports spending \$35,000 on R'Gear, however, nearly half of the student body does not support spending \$35,000 on R'Gear. This suggests ASUCR should try to accommodate both needs of students.
- Keep R'Gear, but only distribute to freshmen to cut back on costs
- Reduce amount of R'Gear produced and distribute in lowered amounts at select events to increase turn-out/school spirit throughout school year (sports games, ASUCR events, etc.)
- Focus on encouraging senators to use contingency money for special projects (i.e. making textbooks cheaper, school supplies, campus beautification)



THANK YOU!

