
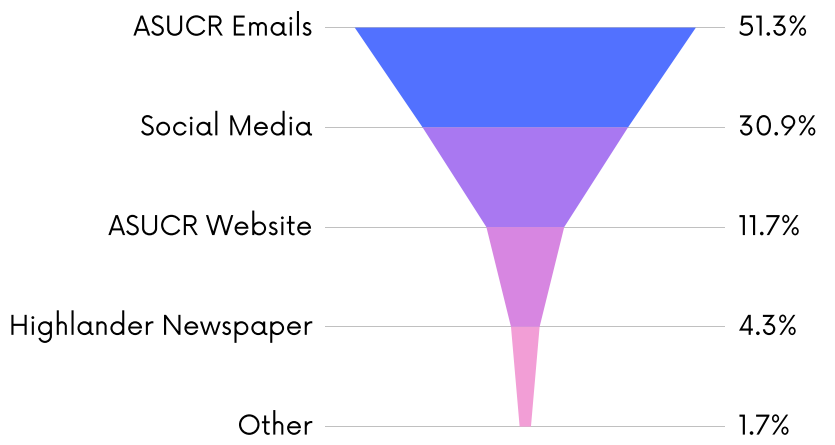


ASUCR ELECTIONS SURVEY

Where do students get information about the ASUCR elections?


51.4%

ANSWERED: ASUCR EMAILS



RATE THE INTEGRITY OF THE ELECTIONS PROCESS

On a scale of 1-5 based on your experience(s)
(1 = very poor, 5= very good)

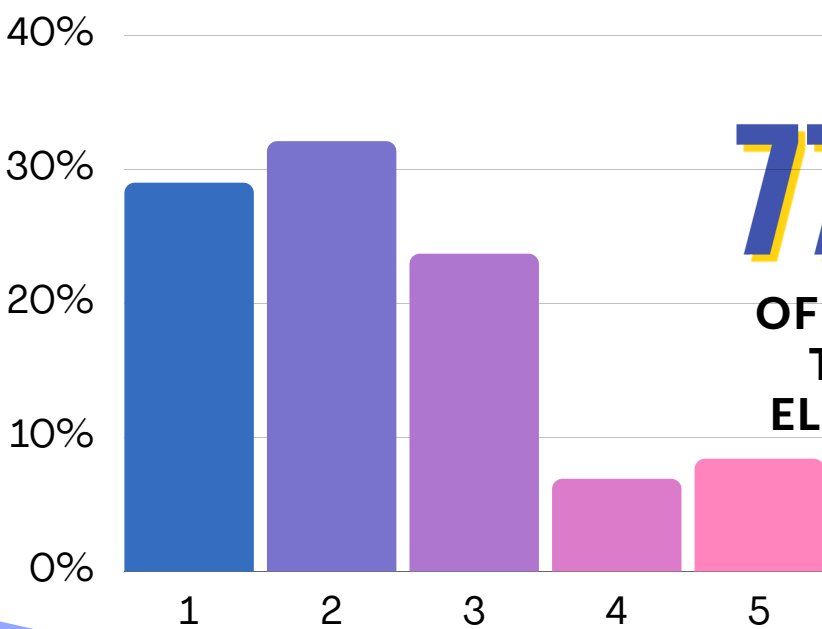


92.2% OF UCR STUDENTS RATE THE INTEGRITY AS GOOD-VERY GOOD

RATE YOUR KNOWLEDGE

OF HOW THE ASUCR ELECTIONS PROCESS WORKS

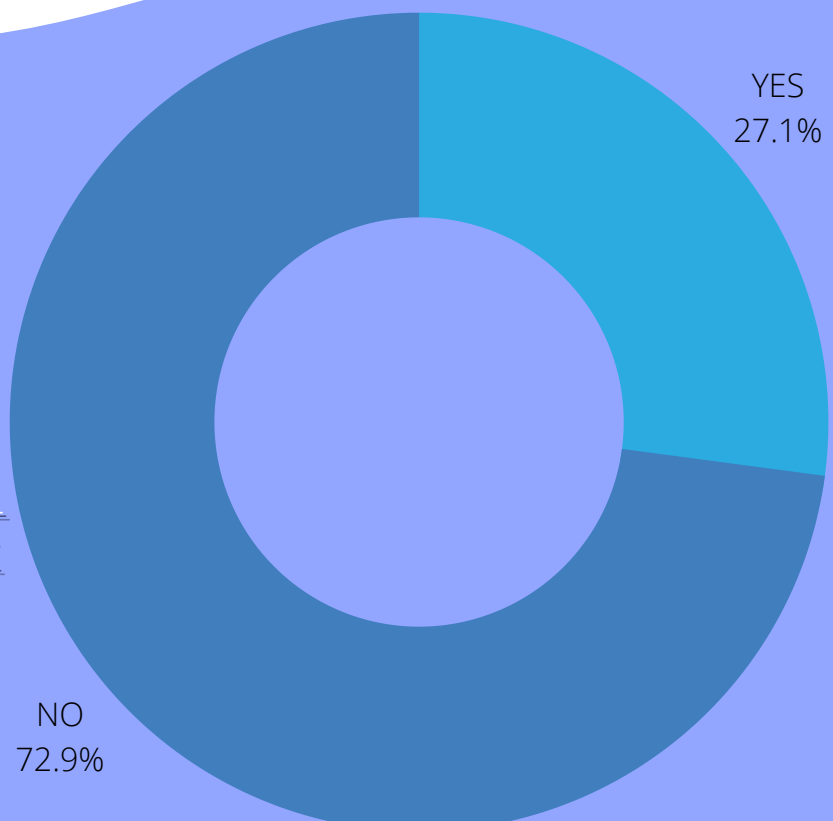
On a scale of 1-5 based on your experience(s)
(1 = no knowledge, 5= very knowledgeable)



77.2-90.2%

OF ALL STUDENTS WOULD RATE THEIR KNOWLEDGE OF THE ELECTIONS PROCESS AS A 3 OR BELOW

ARE YOU AWARE OF WHEN THE ASUCR ELECTIONS TAKE PLACE?

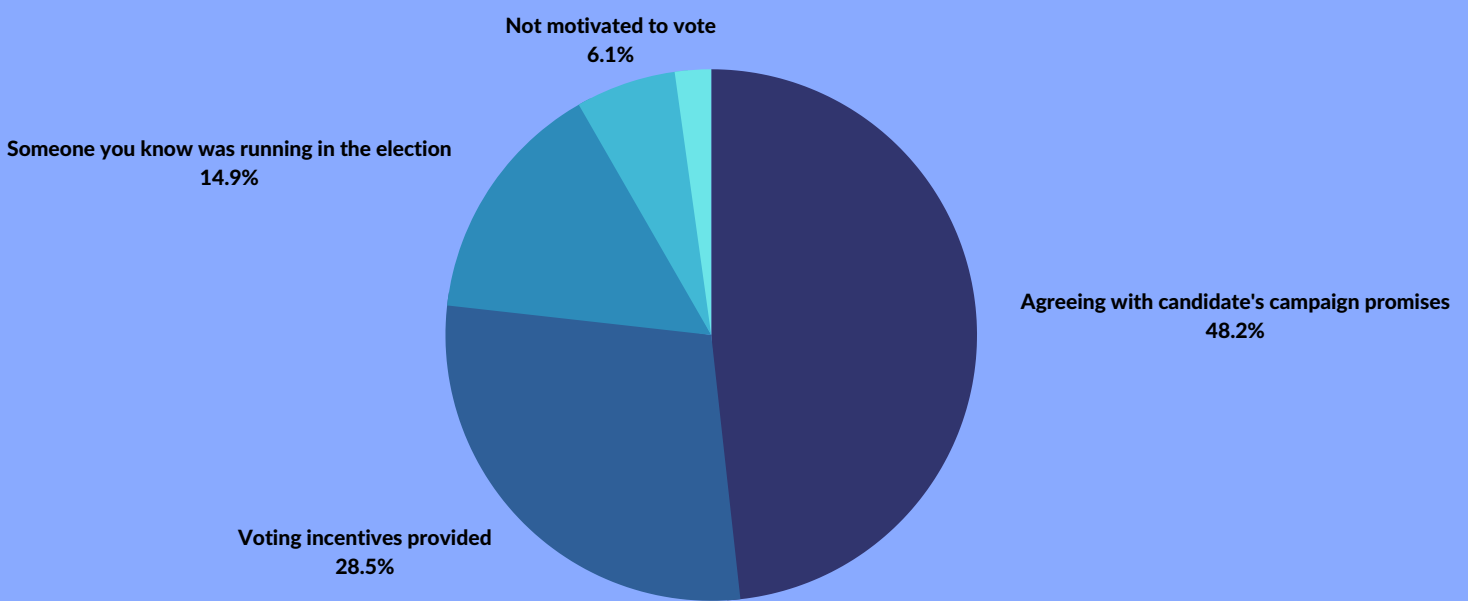


DESCRIBE THE QUALITY OF INCENTIVES TO VOTE IN THE ASUCR ELECTION

BETWEEN 54.5% TO 69.5% OF ALL UCR STUDENTS WOULD DESCRIBE THE QUALITY OF VOTING INCENTIVES AS "GOOD" TO "VERY GOOD"



WHAT MOST MOTIVATES STUDENTS TO VOTE IN THE ASUCR ELECTIONS?



53.3%: FINANCIAL AID

WHAT ISSUE IS MOST IMPORTANT TO YOU?

23.7%: CAMPUS RESOURCES

6.5%: EQUITY AND DIVERSITY

12.4%: HOUSING

4.1%: OTHER